

No Child Left Behind

Federal law requires accountability in 37 areas of student achievement. A full report for our school can be found at


<http://reportcard.ospi.k12.wa.us>

The Yakima Valley Regional Library located at 5709 Summitview Avenue has computers available for public use.

Parents may request from the school principal information regarding the professional qualifications of their student's classroom teacher and paraprofessionals.

All of the schools in West Valley work for continuous improvement.

At West Valley High School, our goal is to have every student meet the state standard for their grade level in each academic area. Our staff works collaboratively to help students reach those goals.





.....

- The West Valley School District complies with all federal and state rules and regulations and does not discriminate on the basis of race, color, national origin, gender, or disability. This holds true for all students who are interested in participating in educational programs and/or extracurricular school activities. Inquiries regarding compliance and/or grievance procedures may be directed to the school district's Title IX/RCW 28A.640 officer and Section 504 ADA coordinator: John King, 8902 Zier Road, Yakima, WA 98908, (509) 972-6016.
- This report fulfills the requirements of Federal and State Law CESEA Section III(h)(2) and RCW 28A.655.110

.....

Non-Profit Org.
U.S. POSTAGE
PAID
Yakima, WA
Permit No. 88

West Valley High School
9800 Zier Road
Yakima WA 98908



Annual School Performance Report 2010-2011

West Valley High School students have multiple opportunities to excel. Academically we offer Advanced Placement (AP) and College In High School (CHS) course work which concentrates on advanced academics but also allows students to obtain college credit. Students who choose to take WVHS courses articulated with area community colleges may also earn college credit and high school credit simultaneously. In addition, we offer many Career and Technical courses that prepare students to go on to post secondary institutions and the world of work.

Our mission is to ensure that all students regardless of race, color, socioeconomic status, or learning ability experience an environment that fosters a life long appreciation of learning and prepares them for adult life.

We are here to serve the community of West Valley. If at any time you need assistance, please do not hesitate to call me or any other staff member directly.

Sincerely,

William Oppliger
Principal

West Valley High School

2010-2011 William Oppliger, Principal 9800 Zier Rd., Yakima WA 98908 (509) 972-5900

About Our School

West Valley High School offers outstanding academic and social opportunities for all students, many more than can be expounded upon in this small publication. I would encourage you to explore all we have to offer your student via our website:
<http://hs.wvwsd208.org/sitehome/index.htm>

Also, I would like to invite you to come by for visit. I would be happy to give you a tour, sit and talk or answer any questions you may have. Feel free to call me directly at 972-5906.

Sincerely,
 William Oppliger
 Principal

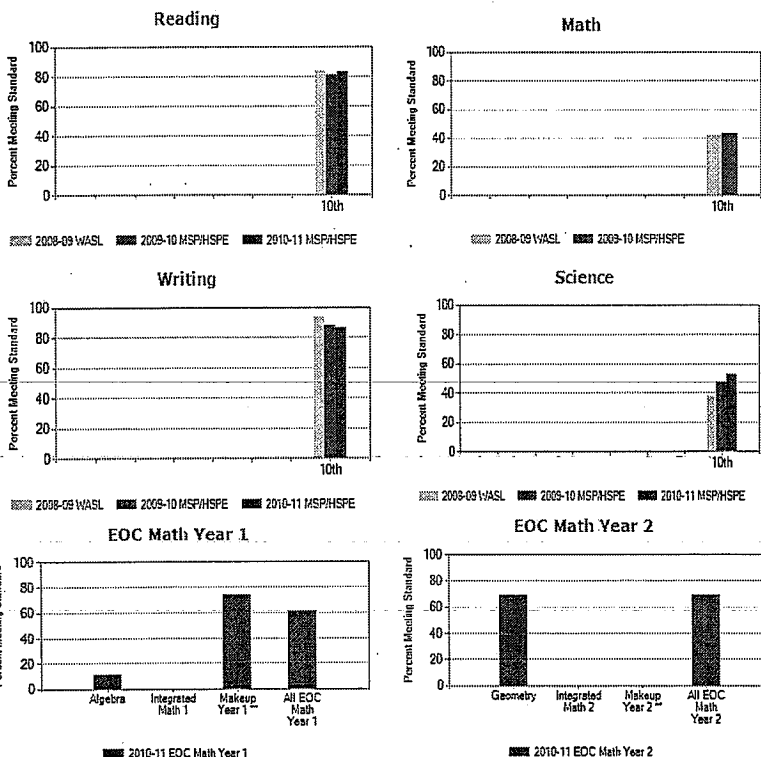
Our Mission

West Valley High School's mission is to ensure that students become life-long learners, creative problem-solvers and successful citizens.

Demographics

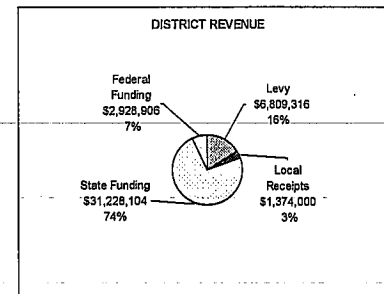
	School	District
Students Enrollment		
October 2010 Student Count	1,066	4,959
May 2011 Student Count	1,009	4,918
Gender		
Male	52.6%	52.8%
Female	47.4%	47.2%
Ethnicity		
American Indian or Alaskan Native	0.2%	0.9%
Asian	2.3%	2.2%
Asian/Pacific Islander	2.3%	2.2%
Black	1.0%	1.2%
Hispanic	16.5%	20.9%
White	78.9%	73.1%
Special Programs (% of total enrollment)		
Free or Reduced Lunch (May 2011)	29.3%	38.9%
Special Education (May 2011)	9.3%	13.7%
Transitional Bilingual (May 2011)	1.0%	2.8%
Migrant (May 2011)	1.0%	1.5%
Staff		
Classroom Teachers	51	252
Average Years of Teaching Experience	12.5	12.7
Certificated Staff with Master's Degree	58.8%	65.9%
Achievement Factors		
Parent Participation in Registration	96%	
Unexcused Absences	1.5%	
Percent Post-secondary Education	64%	
Learning Environment		
Students Participating in ASB Activities	80%	
Student Suspensions	64	
Annual Dropout Rate (2009-2010)	3.9%	
On-time Graduation Rate (2009-2010)	78.3%	
Extended Graduation Rate (2009-2010)	84.1%	
Weapons Incidents	0	

Student Achievement Trends



Financial Resources

With the support of our Community, the two-year maintenance and operation levy that was approved by the voters in 2010 is able to provide many essential services that are not funded by the State. In addition, local levy funds provide enhanced instructional programs and additional curriculum materials for students. The levy represents 16% of the District's revenue, while the State provides 74% and the federal government provides 7%. The remaining 3% is generated from local receipts.



Per Pupil District Expenditure: \$9,209
 2011-12 District Budget: \$43,476,219